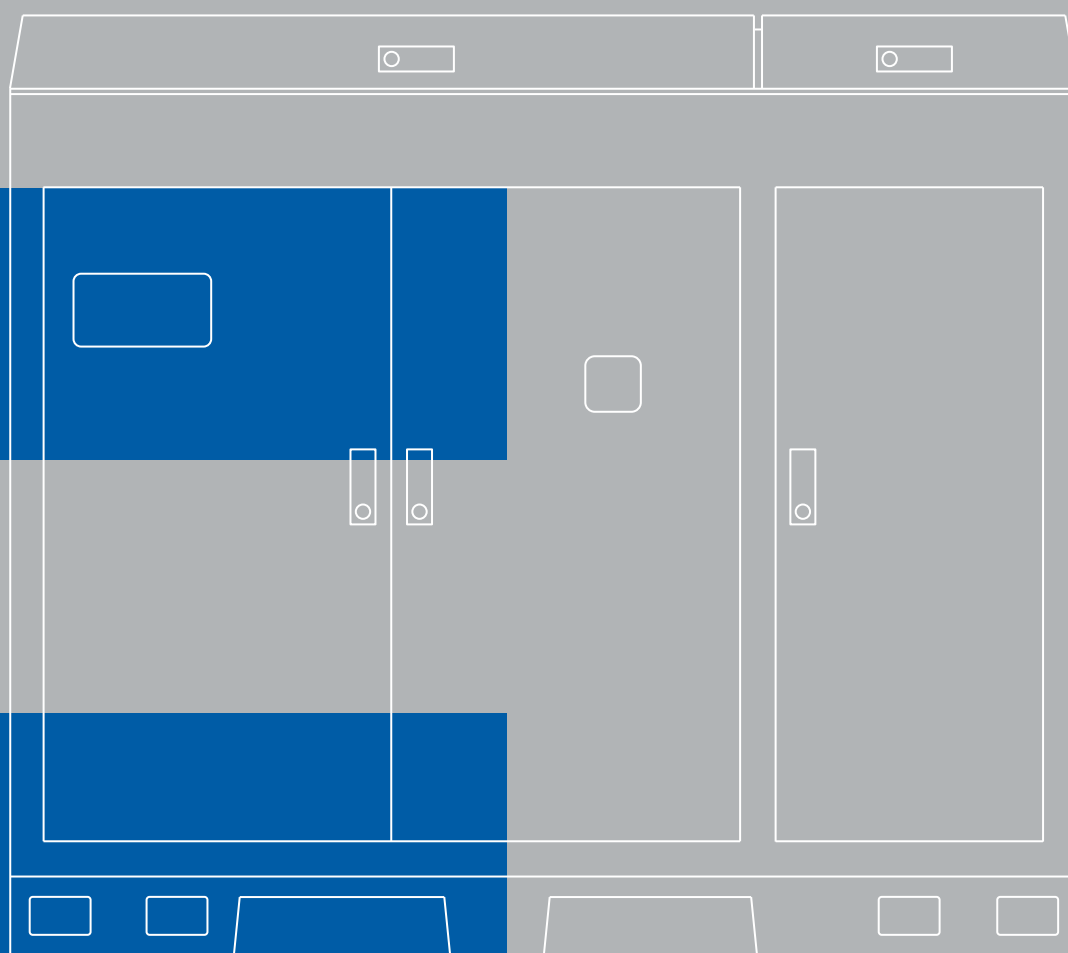


# BLUEVO 40

Boiler for domestic heating  
powered by Wood pellets



# DATA SHEETS – BLUEVO 40

## BLUEVO 40

Carrier fluid		Water
Power on furnace	kW	44,0
Nominal Power	kW	41,3
Reduced Power	kW	5,6
Thermal efficiency	%	93
Boiler class	EN 303-5:2012	5

## CONSTRUCTION DATA <sup>(1)</sup>

Dimensions mm	Width (L)	mm	1.750
	Depth (P)		770
	Height (H)		1.540
Fuel feeding		Extraction system through auger	
Weight	Kg	650	
Flue diameter (F)	Ø mm	100	
Outside air intake diameter (G)	Ø mm	100	
Boiler body	mg/Nm <sup>3</sup>	Steel	
Combustion chamber	mg/Nm <sup>3</sup>	Dry chamber with double flue gas vertical exchanger	
Brazier		Stainless steel with refractory walls	
Boiler body isolation		In high-density material, infill panels in anti-corrosion epoxy powder coated steel	
Hopper volume	liters	126	

## HYDRAULIC DATA

Hydraulic pressure test	bar	6	
Max working pressure	bar	3	
Boiler water content	litri	130	
SLEEVE UNI/DIN EN 10241-ST 37	Delivery (A)	Ø mm	DN 25 V
	Return (B)		DN 25 V
Residual power heat sink flange	Inlet (C)	Ø mm	DN 15
	Outlet (D)		DN 15
Security valve	Outlet (E)	Ø mm	DN 15
Expansion tank		Open / Closed	
Water pressure drop at 20 K	mBar	14,0	

## FUNCTIONING FEATURES

Draft pressure	Pa	12 ± 20%	
Smoke temperature	°C	113 ± 30%	
Max working temperature	Water	°C	90
Smoke evacuation system	kW	Forced draft suction	
Fuel flow regulation	%	Automatic by level switch	
Combustion chamber ash exhaust system		Through removable ash drawer	
Flue ash exhaust system		Gravitational on removable dust drawer on wheels	
Ash tray volume	liters	10,5	
Dust collection drawer volume	liters	11,6	

FUEL <sup>(2)</sup>

Class to be used		PELLET: EN ISO 17225-2
Fuel consumption at a nominal power	Kg/h	9,44
Fuel consumption at a reduced power	Kg/h	1,21
Smoke flow at a nominal power	g/s	24,4
CO Emissions (10% of O <sub>2</sub> )		CLASS 5 according to EN 303-5:2021
Dusts (10% of O <sub>2</sub> )		Rewarding coefficient equal to 1,5
Environmental quality class		★★★★★

ELECTRICAL DATA <sup>(3)</sup>

Adjustement and control unit		Electronic type for the programmed control and management of combustion thorgh a flue gas temperature probe and boiler temperature probe, safety timers, shutdown due to failed ignition and various alarms. Composed of motherboard, thermoregulator, menu with online help that allows electronic management of the system with signaling of the operating status and alarm signaling
Ignition		Electronic
Electrical nominal power installed	W	550
Medium nominal electric power	W	125
Nominal voltage	V	230
Nominal frequency	Hz	50
Nominal installed current	A	3,18
Energy class		A++

**ARRANGEMENT**

Remote assistance

Through connection RS 232

**OPTIONAL**

Automatic loading of the hopper

Through pneumatic suction system

Remote assistance

Software for management and control via Wi-Fi or internet module

**STANDARD**

Through remote control system

Through Wi-Fi module

**SECURITY SYSTEM**

Alarm and control

Antifreeze programming

Through boiler and smoke probes

Manual resetting thermostat

No electricity

UPS group

Combustion chamber temperature probe

Functioning error alarms

Through visual and / or acoustic alarm

Combustion chamber inspection viewer

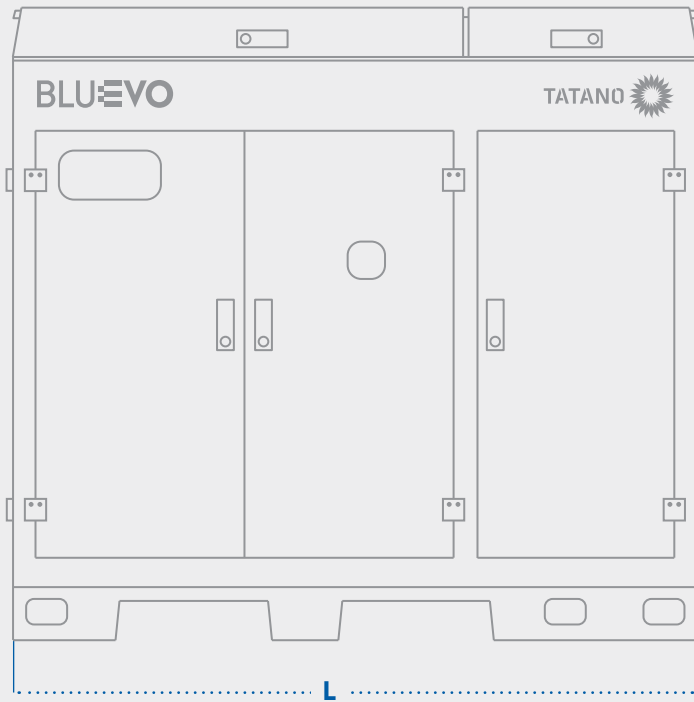
Differential pressure switch

Shutdown due to ignition failure and various alarmsi

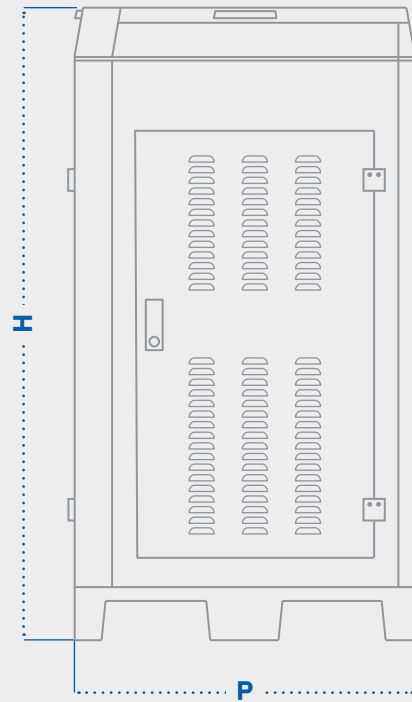
Smokes evacuation in emergency

Through the secondary suction fan in emergency function

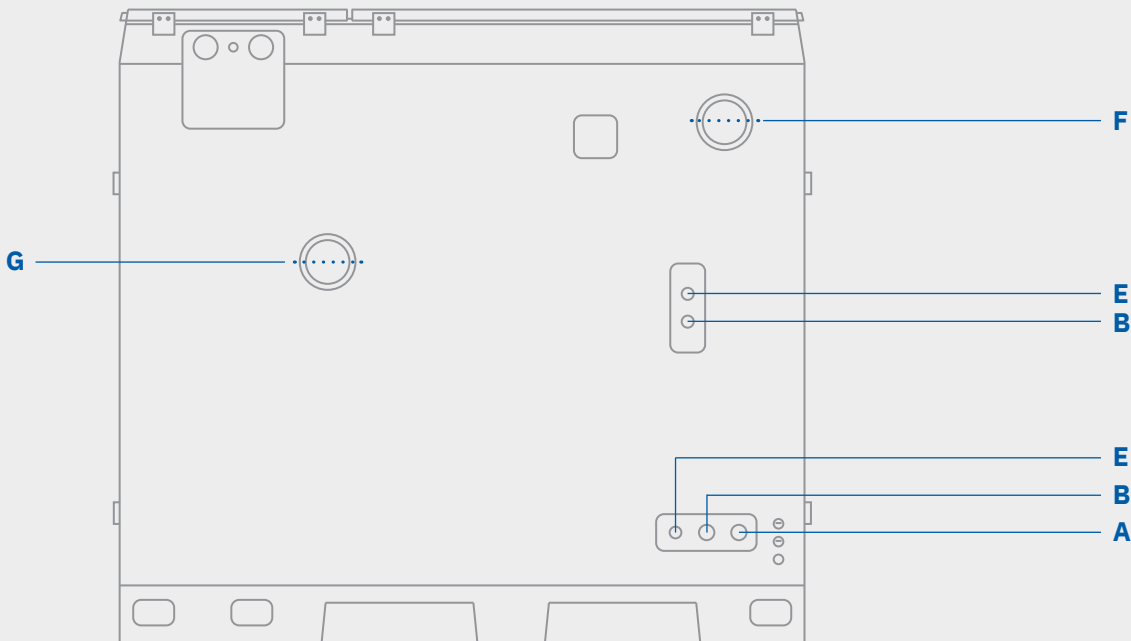
FRONT VIEW



SIDE VIEW



REAR VIEW



- (1) The dimensions may vary depending on the addition of optional accessories or for constructive choices.
- (2) Consumption and environmental emissions data may vary depending on the characteristics of the fuel used, on operating condition and on smoke treatment systems.
- (3) The data may vary according to the electrical components installed (motors, fans, etc.). The actual data will be reported in the plate affixed to the boiler.

The company reserves to modify dimensions and characteristics without any notice. Moreover, it declines any responsibility for transcription or printing errors.



**TATANO s.n.c.**  
*Biomass boilers*  
*Solar systems*

Zona ind.le/Scalo ferroviario  
92022 Cammarata (Ag)

**T** +39 0922 901376

Via F. Cassoli, 29  
29122 Piacenza

**T** +39 0523 609788

E-mail: [tatano@tatano.it](mailto:tatano@tatano.it)  
**[www.tatano.it](http://www.tatano.it)**